



1 Church Cottages Wickridge Street
, Ashleworth, GL19 4JW

£595,000

5 3 2 E

Nestled on Wickridge Street in the charming village of Ashleworth, this remarkable house presents a rare opportunity for those seeking a unique family home. Having been cherished by the same family for generations, the property has been thoughtfully adapted over the years to accommodate multi generational living, making it an ideal choice for larger families or those wishing to create a shared living environment.

Set in a rural location, the property sits on a generous plot approaching half an acre, offering a delightful outdoor space for gardening, play, or simply enjoying the tranquillity of the surrounding countryside.

Entrance Hall

Utility Room
6'5 x 6'3 (1.96m x 1.91m)

WC

Kitchen/Dining Room
15'10 x 14'0 (4.83m x 4.27m)

Sitting Room
20'11 x 12'3 (6.38m x 3.73m)

Shower Room
8'10 x 6'3 (2.69m x 1.91m)

Bedroom
13'1 x 12'4 (3.99m x 3.76m)

Family Room
20'4 x 8'3 (6.20m x 2.51m)

Kitchen/Dining Room
20'6 x 9'10 (6.25m x 3.00m)

Bedroom 1
19'4 x 14'6 (5.89m x 4.42m)

Shower Room





Bedroom 2
12'1 x 11'0 (3.68m x 3.35m)

Bedroom 3
12'3 x 9'3 (3.73m x 2.82m)

Bedroom 4
9'10 x 5'10 (3.00m x 1.78m)

Bathroom

OUTSIDE

Situated on a country Lane on approach to the property before the main driveway there is an additional parking area with a footbridge leading to the main garden, a further gated driveway gives access to the front of the property.

The gardens wrap around the property with a large lawned area a timber outbuilding hardstanding for further workshop/shed if required. The patio area is the perfect area for entertaining whilst enjoying the views of the garden. The Garden lodge is currently used as a home office adjacent to this is the Chicken Coupe area which is all enclosed and further patio to the rear of the property, all in a plot approaching half an acre.

Services

Drainage- Treatment Plant, LPG central heating
Tewkesbury Borough Council tax band E

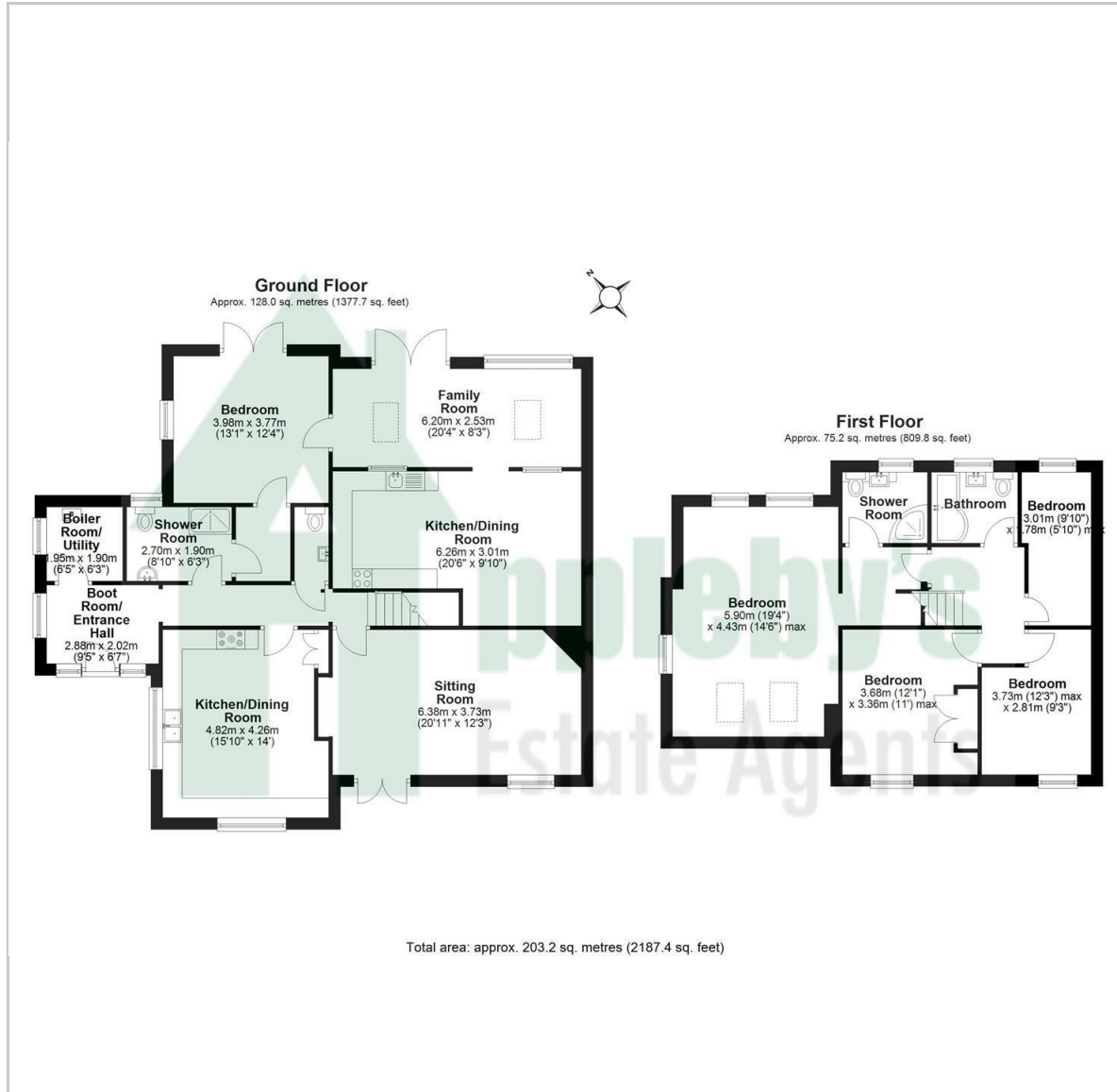
Tenure
Freehold

Directions

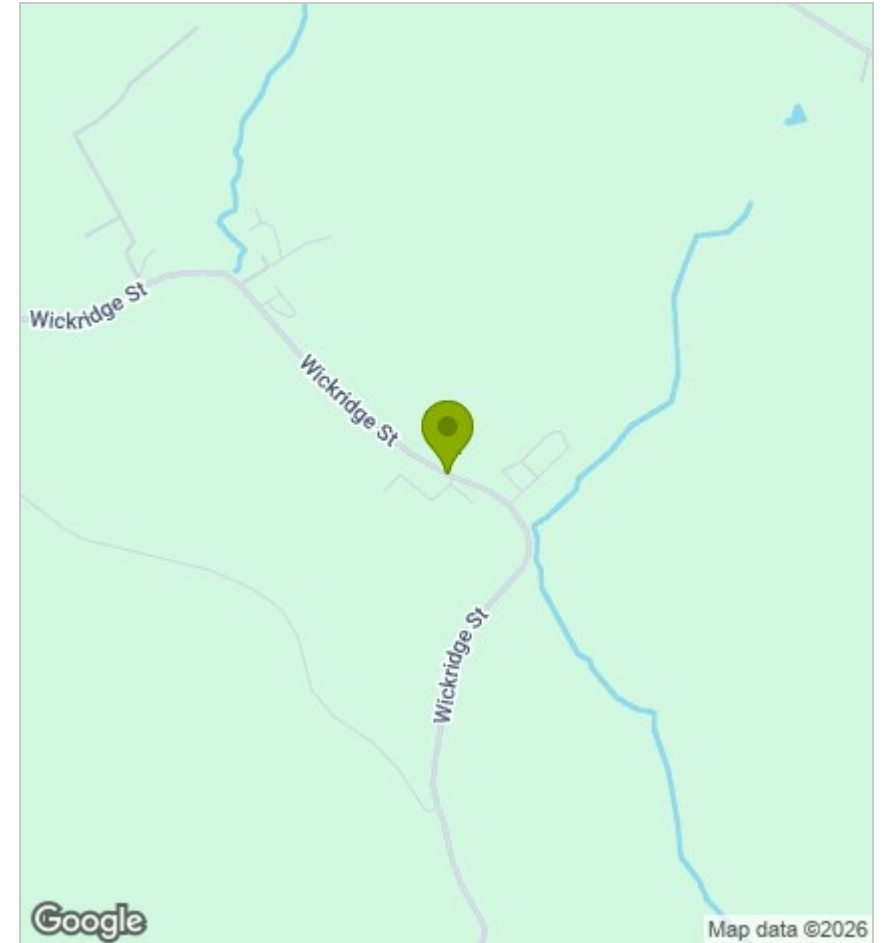
Postcode: GL19 4JW
What3Words: similar.hissing.ignore



Floor Plan



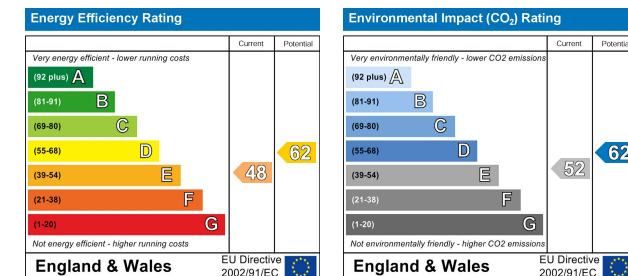
Area Map



Viewing

Please contact our Appleby's Office on 01452 690553 if you wish to arrange a viewing appointment for this property or require further information.

Energy Efficiency Graph



These particulars, whilst believed to be accurate are set out as a general outline only for guidance and do not constitute any part of an offer or contract. Intending purchasers should not rely on them as statements of representation of fact, but must satisfy themselves by inspection or otherwise as to their accuracy. No person in this firm's employment has the authority to make or give any representation or warranty in respect of the property.